

Survey Response Counts

Section: Purpose and Direction

| Question / Institution | | | Strongly Agree | Agree | Neutral | Disagree | Strongly Disagree | Not Applicable | Total |
|---|--------------------|---------------|----------------|--------|---------|----------|-------------------|----------------|-------|
| | | | % | % | % | % | % | % | % |
| 1. Our school's purpose statement is clearly focused on student success. | Jordan High School | Average Score | 21.9% | 51.93% | 20.73% | 1.96% | 0.8% | 2.69% | 100% |
| | | 3.84 | 21.9% | 51.93% | 20.73% | 1.96% | 0.8% | 2.69% | 100% |
| | Total | | | 21.9% | 51.93% | 20.73% | 1.96% | 0.8% | 2.69% |
| 2. Our school's purpose statement is formally reviewed and revised with involvement from parents. | Jordan High School | Average Score | 16.82% | 42.63% | 32.23% | 3.91% | 1.1% | 3.3% | 100% |
| | | 3.6 | 16.82% | 42.63% | 32.23% | 3.91% | 1.1% | 3.3% | 100% |
| | Total | | | 16.82% | 42.63% | 32.23% | 3.91% | 1.1% | 3.3% |
| 3. Our school has established goals and a plan for improving student learning. | Jordan High School | Average Score | 19.02% | 50.28% | 24.4% | 2.87% | 1.04% | 2.39% | 100% |
| | | 3.76 | 19.02% | 50.28% | 24.4% | 2.87% | 1.04% | 2.39% | 100% |
| | Total | | | 19.02% | 50.28% | 24.4% | 2.87% | 1.04% | 2.39% |
| Total | | | 19.25% | 48.28% | 25.79% | 2.92% | 0.98% | 2.79% | 100% |

Section: Governance and Leadership

| Question / Institution | | | Strongly Agree | Agree | Neutral | Disagree | Strongly Disagree | Not Applicable | Total |
|---|--------------------|---------------|----------------|--------|---------|----------|-------------------|----------------|-------|
| | | | % | % | % | % | % | % | % |
| 4. Our school's governing body operates responsibly and functions effectively. | Jordan High School | Average Score | 15.09% | 48.8% | 28.72% | 2.97% | 1.2% | 3.22% | 100% |
| | | 3.64 | 15.09% | 48.8% | 28.72% | 2.97% | 1.2% | 3.22% | 100% |
| | Total | | | 15.09% | 48.8% | 28.72% | 2.97% | 1.2% | 3.22% |
| 5. Our school's governing body does not interfere with the operation or leadership of our school. | Jordan High School | Average Score | 14.2% | 43.56% | 34.66% | 3.09% | 0.82% | 3.66% | 100% |
| | | 3.56 | 14.2% | 43.56% | 34.66% | 3.09% | 0.82% | 3.66% | 100% |
| | Total | | | 14.2% | 43.56% | 34.66% | 3.09% | 0.82% | 3.66% |

| Question / Institution | | | Strongly Agree | Agree | Neutral | Disagree | Strongly Disagree | Not Applicable | Total |
|---|--------------------|---------------|----------------|--------|---------|----------|-------------------|----------------|-------|
| | | | % | % | % | % | % | % | % |
| 6. Our school has high expectations for students in all classes. | Jordan High School | Average Score | 19.38% | 50.51% | 21.09% | 4.92% | 1.83% | 2.27% | 100% |
| | | 3.74 | 19.38% | 50.51% | 21.09% | 4.92% | 1.83% | 2.27% | 100% |
| | Total | 19.38% | 50.51% | 21.09% | 4.92% | 1.83% | 2.27% | 100% | |
| 7. Our school shares responsibility for student learning with its stakeholders. | Jordan High School | Average Score | 15.28% | 44.13% | 32.32% | 2.78% | 1.2% | 4.29% | 100% |
| | | 3.57 | 15.28% | 44.13% | 32.32% | 2.78% | 1.2% | 4.29% | 100% |
| | Total | 15.28% | 44.13% | 32.32% | 2.78% | 1.2% | 4.29% | 100% | |
| 8. Our school communicates effectively about the school's goals and activities. | Jordan High School | Average Score | 17.42% | 49.31% | 23.17% | 5.49% | 1.96% | 2.65% | 100% |
| | | 3.67 | 17.42% | 49.31% | 23.17% | 5.49% | 1.96% | 2.65% | 100% |
| | Total | 17.42% | 49.31% | 23.17% | 5.49% | 1.96% | 2.65% | 100% | |
| 9. Our school provides opportunities for stakeholders to be involved in the school. | Jordan High School | Average Score | 14.39% | 46.09% | 32.01% | 2.02% | 1.07% | 4.42% | 100% |
| | | 3.57 | 14.39% | 46.09% | 32.01% | 2.02% | 1.07% | 4.42% | 100% |
| | Total | 14.39% | 46.09% | 32.01% | 2.02% | 1.07% | 4.42% | 100% | |
| Total | | | 15.96% | 47.06% | 28.66% | 3.55% | 1.35% | 3.42% | 100% |

Section: Teaching and Assessing for Learning

| Question / Institution | | | Strongly Agree | Agree | Neutral | Disagree | Strongly Disagree | Not Applicable | Total |
|---|--------------------|---------------|----------------|--------|---------|----------|-------------------|----------------|-------|
| | | | % | % | % | % | % | % | % |
| 10. All of my child's teachers provide an equitable curriculum that meets his/her learning needs. | Jordan High School | Average Score | 13.57% | 43.28% | 26.36% | 9.97% | 2.49% | 4.33% | 100% |
| | | 3.42 | 13.57% | 43.28% | 26.36% | 9.97% | 2.49% | 4.33% | 100% |
| | Total | 13.57% | 43.28% | 26.36% | 9.97% | 2.49% | 4.33% | 100% | |
| 11. All of my child's teachers give work that challenges my child. | Jordan High School | Average Score | 13.38% | 46.16% | 26.75% | 7.15% | 2.1% | 4.46% | 100% |
| | | 3.48 | 13.38% | 46.16% | 26.75% | 7.15% | 2.1% | 4.46% | 100% |
| | Total | 13.38% | 46.16% | 26.75% | 7.15% | 2.1% | 4.46% | 100% | |
| 12. All of my child's teachers use a variety of teaching strategies and learning activities. | Jordan High School | Average Score | 12.85% | 43.08% | 29.97% | 7.34% | 2.1% | 4.66% | 100% |
| | | 3.43 | 12.85% | 43.08% | 29.97% | 7.34% | 2.1% | 4.66% | 100% |
| | Total | 12.85% | 43.08% | 29.97% | 7.34% | 2.1% | 4.66% | 100% | |

| Question / Institution | | | Strongly Agree | Agree | Neutral | Disagree | Strongly Disagree | Not Applicable | Total |
|---|--------------------|---------------|----------------|--------|---------|----------|-------------------|----------------|-------|
| | | | % | % | % | % | % | % | % |
| 13. All of my child's teachers meet his/her learning needs by individualizing instruction. | Jordan High School | Average Score | 11.34% | 36.52% | 31.34% | 12.39% | 3.74% | 4.66% | 100% |
| | | 3.25 | 11.34% | 36.52% | 31.34% | 12.39% | 3.74% | 4.66% | 100% |
| | Total | | | 11.34% | 36.52% | 31.34% | 12.39% | 3.74% | 4.66% |
| 14. All of my child's teachers work as a team to help my child learn. | Jordan High School | Average Score | 11.41% | 36.79% | 33.64% | 10.49% | 3.02% | 4.66% | 100% |
| | | 3.29 | 11.41% | 36.79% | 33.64% | 10.49% | 3.02% | 4.66% | 100% |
| | Total | | | 11.41% | 36.79% | 33.64% | 10.49% | 3.02% | 4.66% |
| 15. All of my child's teachers help me to understand my child's progress. | Jordan High School | Average Score | 13.18% | 43.54% | 27.67% | 8.07% | 2.82% | 4.72% | 100% |
| | | 3.42 | 13.18% | 43.54% | 27.67% | 8.07% | 2.82% | 4.72% | 100% |
| | Total | | | 13.18% | 43.54% | 27.67% | 8.07% | 2.82% | 4.72% |
| 16. All of my child's teachers keep me informed regularly of how my child is being graded. | Jordan High School | Average Score | 12.52% | 40.72% | 28.85% | 10.3% | 2.95% | 4.66% | 100% |
| | | 3.36 | 12.52% | 40.72% | 28.85% | 10.3% | 2.95% | 4.66% | 100% |
| | Total | | | 12.52% | 40.72% | 28.85% | 10.3% | 2.95% | 4.66% |
| 17. All of my child's teachers report on my child's progress in easy to understand language. | Jordan High School | Average Score | 14.23% | 49.84% | 25.7% | 3.74% | 1.7% | 4.79% | 100% |
| | | 3.57 | 14.23% | 49.84% | 25.7% | 3.74% | 1.7% | 4.79% | 100% |
| | Total | | | 14.23% | 49.84% | 25.7% | 3.74% | 1.7% | 4.79% |
| 18. My child sees a relationship between what is being taught and his/her everyday life. | Jordan High School | Average Score | 11.74% | 40.85% | 31.41% | 9.18% | 2.3% | 4.52% | 100% |
| | | 3.37 | 11.74% | 40.85% | 31.41% | 9.18% | 2.3% | 4.52% | 100% |
| | Total | | | 11.74% | 40.85% | 31.41% | 9.18% | 2.3% | 4.52% |
| 19. My child knows the expectations for learning in all classes. | Jordan High School | Average Score | 17.9% | 53.7% | 20.98% | 2.62% | 0.79% | 4% | 100% |
| | | 3.73 | 17.9% | 53.7% | 20.98% | 2.62% | 0.79% | 4% | 100% |
| | Total | | | 17.9% | 53.7% | 20.98% | 2.62% | 0.79% | 4% |
| 20. My child has at least one adult advocate in the school. | Jordan High School | Average Score | 17.57% | 48.2% | 23.21% | 4.39% | 1.7% | 4.92% | 100% |
| | | 3.61 | 17.57% | 48.2% | 23.21% | 4.39% | 1.7% | 4.92% | 100% |
| | Total | | | 17.57% | 48.2% | 23.21% | 4.39% | 1.7% | 4.92% |
| 21. My child is given multiple assessments to measure his/her understanding of what was taught. | Jordan High School | Average Score | 13.57% | 49.51% | 27.21% | 4% | 1.11% | 4.59% | 100% |
| | | 3.57 | 13.57% | 49.51% | 27.21% | 4% | 1.11% | 4.59% | 100% |
| | Total | | | 13.57% | 49.51% | 27.21% | 4% | 1.11% | 4.59% |

| Question / Institution | | | Strongly Agree | Agree | Neutral | Disagree | Strongly Disagree | Not Applicable | Total |
|--|--------------------|---------------|----------------|--------|---------|----------|-------------------|----------------|-------|
| | | | % | % | % | % | % | % | % |
| 22. My child has up-to-date computers and other technology to learn. | Jordan High School | Average Score | 18.62% | 55.21% | 20.26% | 1.18% | 0.52% | 4.2% | 100% |
| | | 3.78 | 18.62% | 55.21% | 20.26% | 1.18% | 0.52% | 4.2% | 100% |
| | Total | | | 18.62% | 55.21% | 20.26% | 1.18% | 0.52% | 4.2% |
| 23. My child has access to support services based on his/her identified needs. | Jordan High School | Average Score | 15.08% | 49.7% | 25.9% | 3.34% | 1.11% | 4.85% | 100% |
| | | 3.6 | 15.08% | 49.7% | 25.9% | 3.34% | 1.11% | 4.85% | 100% |
| | Total | | | 15.08% | 49.7% | 25.9% | 3.34% | 1.11% | 4.85% |
| Total | | | 14.07% | 45.51% | 27.09% | 6.73% | 2.03% | 4.57% | 100% |

Section: Resources and Support Systems

| Question / Institution | | | Strongly Agree | Agree | Neutral | Disagree | Strongly Disagree | Not Applicable | Total |
|---|--------------------|---------------|----------------|--------|---------|----------|-------------------|----------------|-------|
| | | | % | % | % | % | % | % | % |
| 24. Our school provides qualified staff members to support student learning. | Jordan High School | Average Score | 15.2% | 51.07% | 25.33% | 3.8% | 1.2% | 3.4% | 100% |
| | | 3.65 | 15.2% | 51.07% | 25.33% | 3.8% | 1.2% | 3.4% | 100% |
| | Total | | | 15.2% | 51.07% | 25.33% | 3.8% | 1.2% | 3.4% |
| 25. Our school provides an adequate supply of learning resources that are current and in good condition. | Jordan High School | Average Score | 15.6% | 54.27% | 24.13% | 1.53% | 0.87% | 3.6% | 100% |
| | | 3.71 | 15.6% | 54.27% | 24.13% | 1.53% | 0.87% | 3.6% | 100% |
| | Total | | | 15.6% | 54.27% | 24.13% | 1.53% | 0.87% | 3.6% |
| 26. Our school provides a safe learning environment. | Jordan High School | Average Score | 18.07% | 56.27% | 19.8% | 1.4% | 1.07% | 3.4% | 100% |
| | | 3.79 | 18.07% | 56.27% | 19.8% | 1.4% | 1.07% | 3.4% | 100% |
| | Total | | | 18.07% | 56.27% | 19.8% | 1.4% | 1.07% | 3.4% |
| 27. Our school provides students with access to a variety of information resources to support their learning. | Jordan High School | Average Score | 15.67% | 55.8% | 22.4% | 1.8% | 0.73% | 3.6% | 100% |
| | | 3.73 | 15.67% | 55.8% | 22.4% | 1.8% | 0.73% | 3.6% | 100% |
| | Total | | | 15.67% | 55.8% | 22.4% | 1.8% | 0.73% | 3.6% |

| Question / Institution | | Strongly Agree | Agree | Neutral | Disagree | Strongly Disagree | Not Applicable | Total | |
|---|--------------------|----------------|--------|---------|----------|-------------------|----------------|-------|------|
| | | % | % | % | % | % | % | % | |
| 28. Our school provides excellent support services (e.g., counseling, and/or career planning). | Jordan High School | Average Score | 19.73% | 48.53% | 23.13% | 3.47% | 1.53% | 3.6% | 100% |
| | | 3.71 | 19.73% | 48.53% | 23.13% | 3.47% | 1.53% | 3.6% | 100% |
| | Total | 19.73% | 48.53% | 23.13% | 3.47% | 1.53% | 3.6% | 100% | |
| 29. Our school provides opportunities for students to participate in activities that interest them. | Jordan High School | Average Score | 20.8% | 53.93% | 18.87% | 2.33% | 0.67% | 3.4% | 100% |
| | | 3.82 | 20.8% | 53.93% | 18.87% | 2.33% | 0.67% | 3.4% | 100% |
| | Total | 20.8% | 53.93% | 18.87% | 2.33% | 0.67% | 3.4% | 100% | |
| 30. Our school ensures that the facilities support student learning. | Jordan High School | Average Score | 16.73% | 55.53% | 22.13% | 1.33% | 0.67% | 3.6% | 100% |
| | | 3.76 | 16.73% | 55.53% | 22.13% | 1.33% | 0.67% | 3.6% | 100% |
| | Total | 16.73% | 55.53% | 22.13% | 1.33% | 0.67% | 3.6% | 100% | |
| 31. Our school ensures the effective use of financial resources. | Jordan High School | Average Score | 13.67% | 44.47% | 33.47% | 2.53% | 1.13% | 4.73% | 100% |
| | | 3.53 | 13.67% | 44.47% | 33.47% | 2.53% | 1.13% | 4.73% | 100% |
| | Total | 13.67% | 44.47% | 33.47% | 2.53% | 1.13% | 4.73% | 100% | |
| 32. Our school ensures that instructional time is protected and interruptions are minimized. | Jordan High School | Average Score | 13.67% | 49.6% | 27.87% | 3.27% | 1.27% | 4.33% | 100% |
| | | 3.58 | 13.67% | 49.6% | 27.87% | 3.27% | 1.27% | 4.33% | 100% |
| | Total | 13.67% | 49.6% | 27.87% | 3.27% | 1.27% | 4.33% | 100% | |
| Total | | | 16.57% | 52.16% | 24.13% | 2.39% | 1.01% | 3.74% | 100% |

Section: Using Results for Continuous Improvement

| Question / Institution | | Strongly Agree | Agree | Neutral | Disagree | Strongly Disagree | Not Applicable | Total | |
|---|--------------------|----------------|--------|---------|----------|-------------------|----------------|-------|------|
| | | % | % | % | % | % | % | % | |
| 33. Our school ensures that all staff members monitor and report the achievement of school goals. | Jordan High School | Average Score | 13.89% | 44.03% | 32.82% | 3.15% | 1.48% | 4.63% | 100% |
| | | 3.52 | 13.89% | 44.03% | 32.82% | 3.15% | 1.48% | 4.63% | 100% |
| | Total | 13.89% | 44.03% | 32.82% | 3.15% | 1.48% | 4.63% | 100% | |

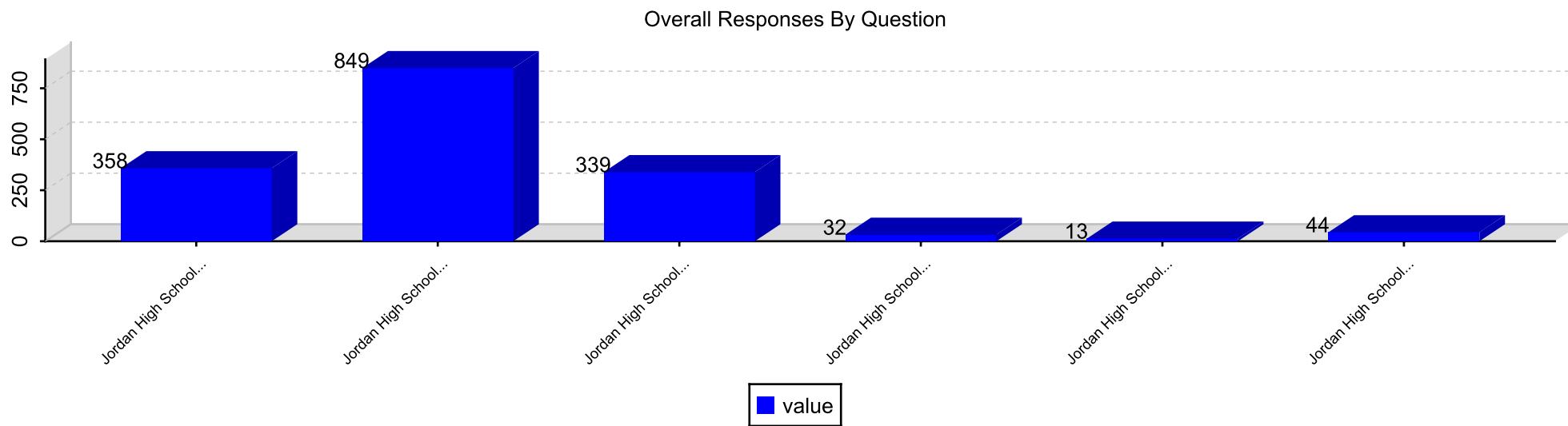
| Question / Institution | | Strongly Agree | Agree | Neutral | Disagree | Strongly Disagree | Not Applicable | Total | |
|---|--------------------|----------------|--------|---------|----------|-------------------|----------------|-------|-------|
| | | % | % | % | % | % | % | % | |
| 34. My child is prepared for success in the next school year. | Jordan High School | Average Score | 19.8% | 51.41% | 20.47% | 3.83% | 1.28% | 3.22% | 100% |
| | | 3.75 | 19.8% | 51.41% | 20.47% | 3.83% | 1.28% | 3.22% | 100% |
| | Total | | | 19.8% | 51.41% | 20.47% | 3.83% | 1.28% | 3.22% |
| 35. My child has administrators and teachers that monitor and inform me of his/her learning progress. | Jordan High School | Average Score | 14.7% | 47.72% | 24.43% | 6.71% | 2.15% | 4.3% | 100% |
| | | 3.53 | 14.7% | 47.72% | 24.43% | 6.71% | 2.15% | 4.3% | 100% |
| | Total | | | 14.7% | 47.72% | 24.43% | 6.71% | 2.15% | 4.3% |
| Total | | | 16.13% | 47.72% | 25.91% | 4.56% | 1.63% | 4.05% | 100% |

Responses By Section and Question

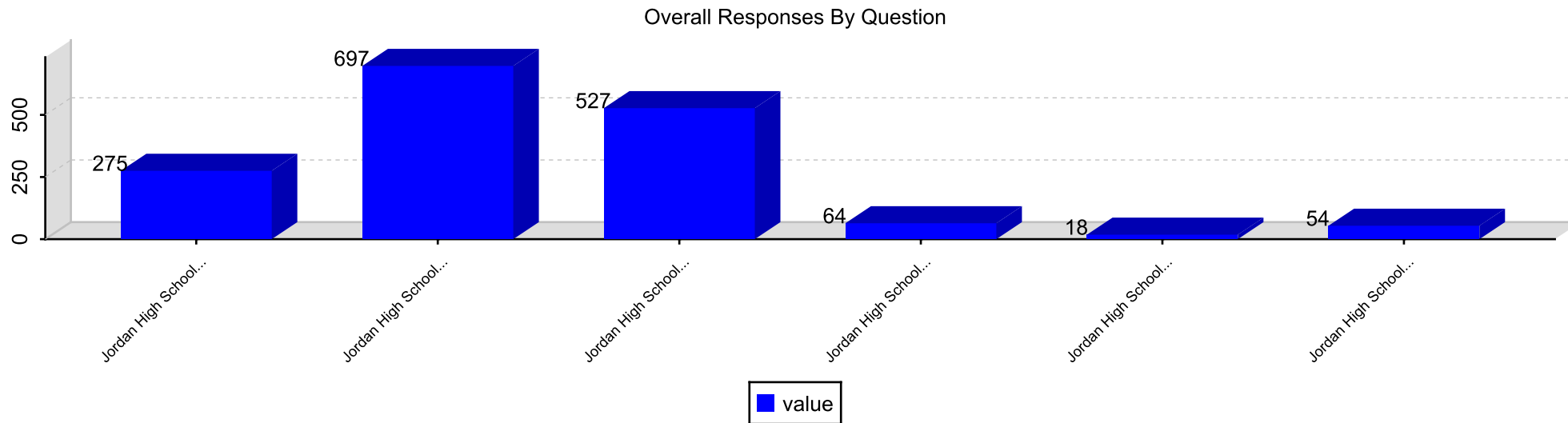
Section: Purpose and Direction

Responses By Question

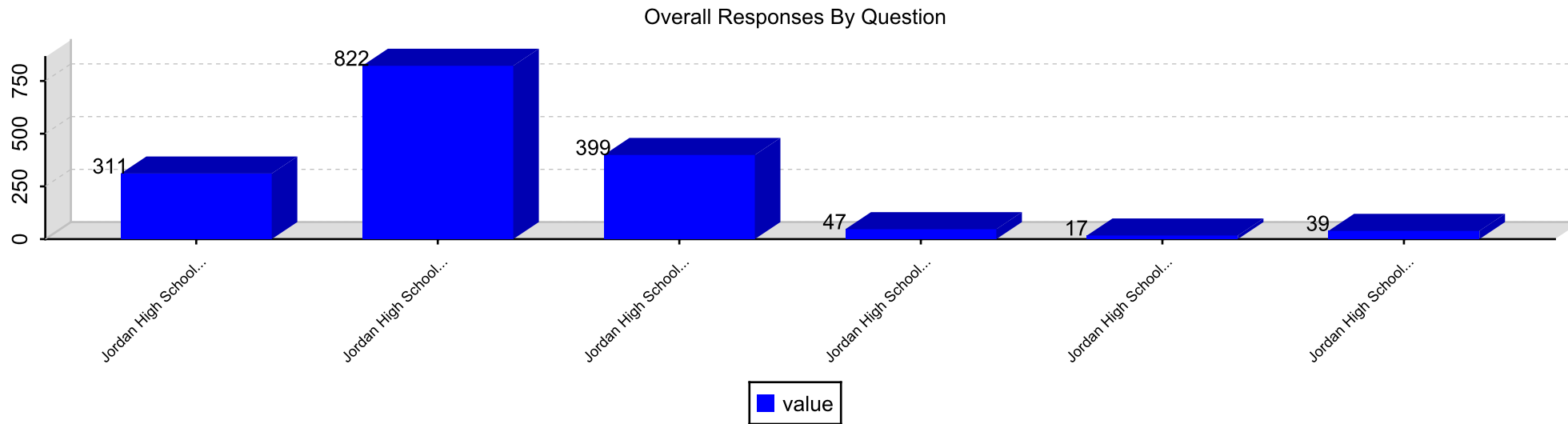
Question 1. Our school's purpose statement is clearly focused on student success.



Question 2. Our school's purpose statement is formally reviewed and revised with involvement from parents.



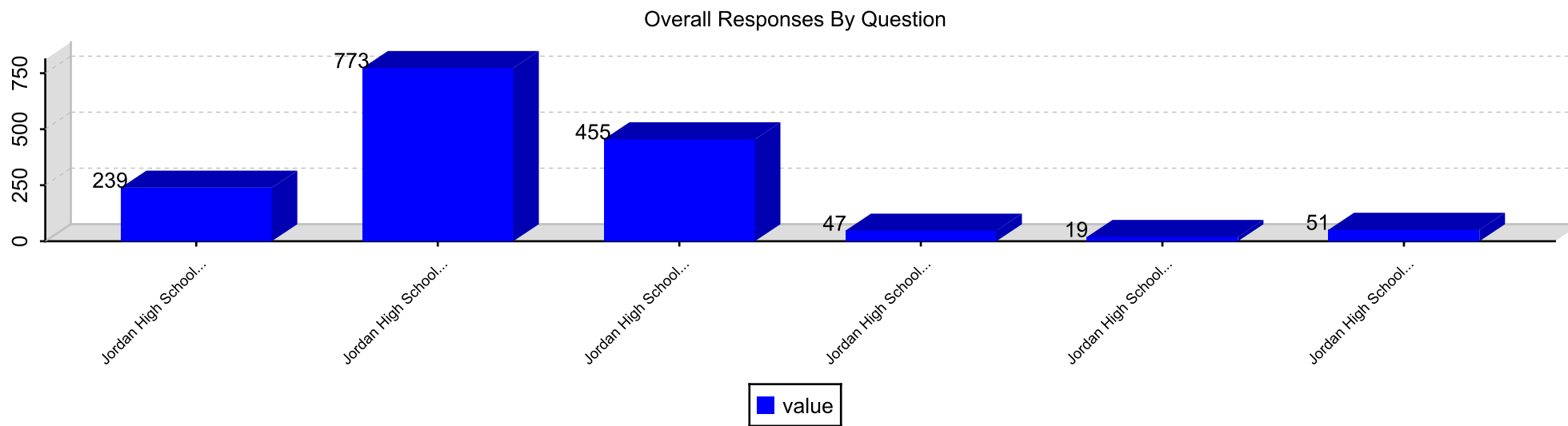
Question 3. Our school has established goals and a plan for improving student learning.



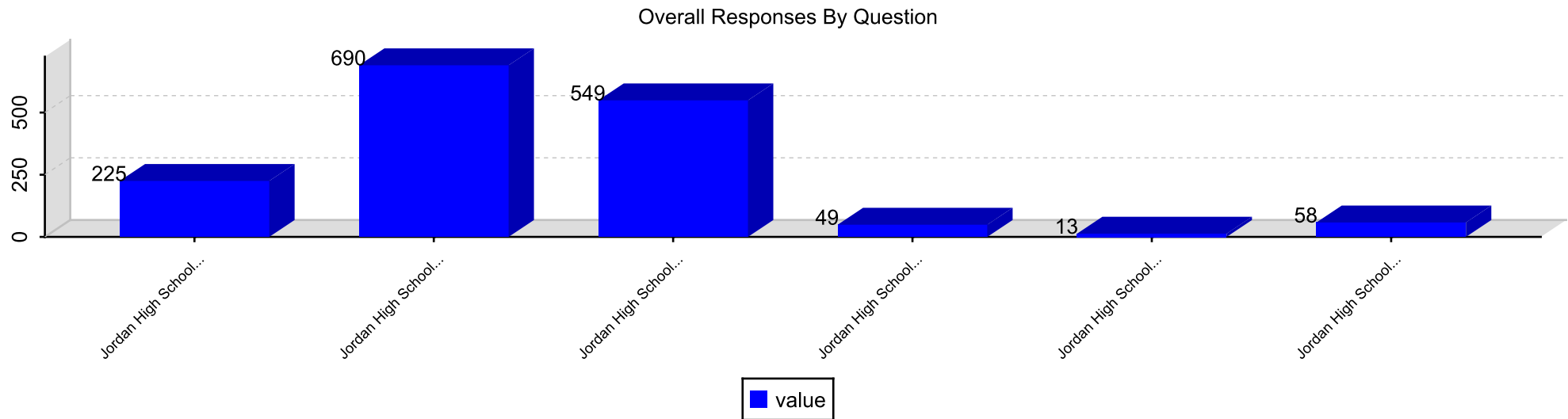
Section: Governance and Leadership

Responses By Question

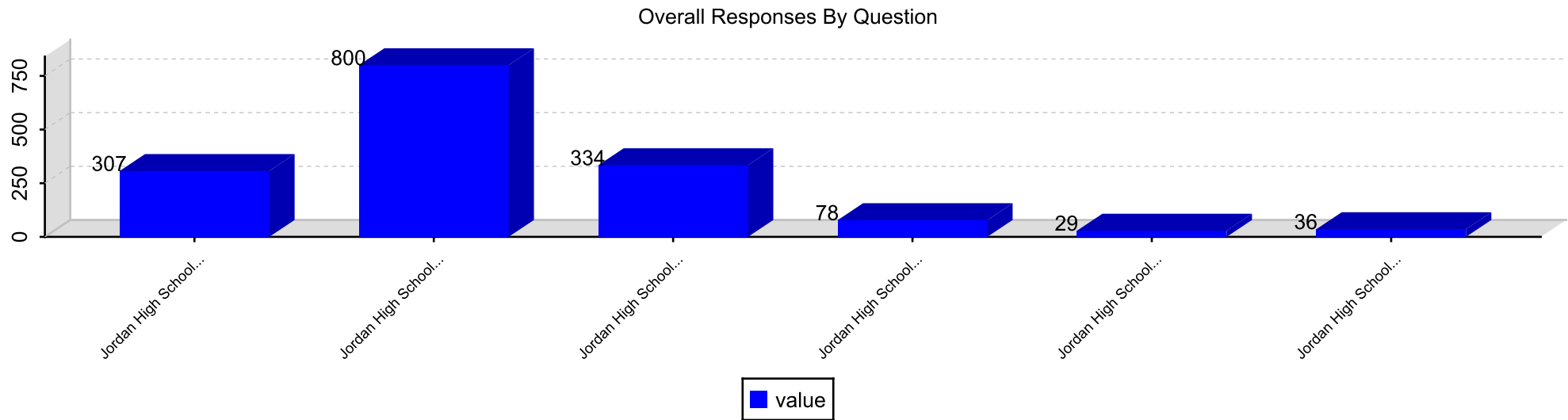
Question 4. Our school's governing body operates responsibly and functions effectively.



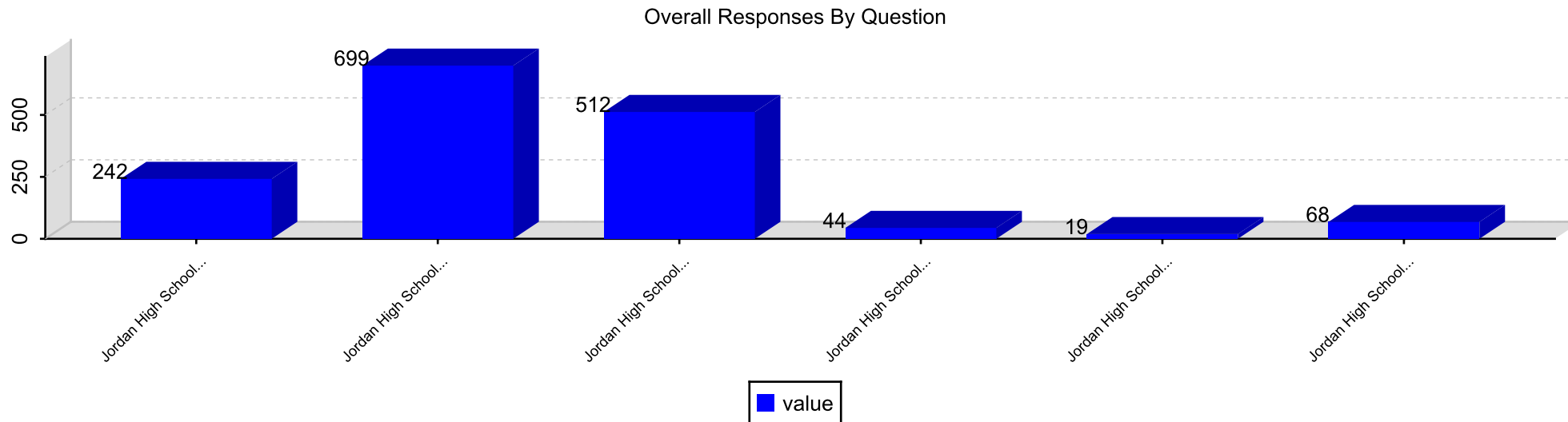
Question 5. Our school's governing body does not interfere with the operation or leadership of our school.



Question 6. Our school has high expectations for students in all classes.

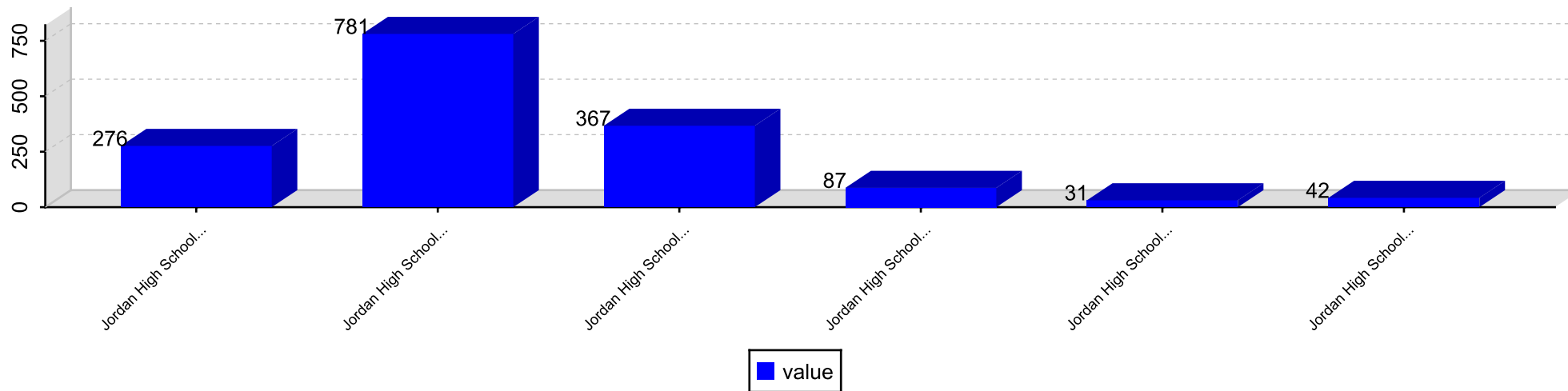


Question 7. Our school shares responsibility for student learning with its stakeholders.



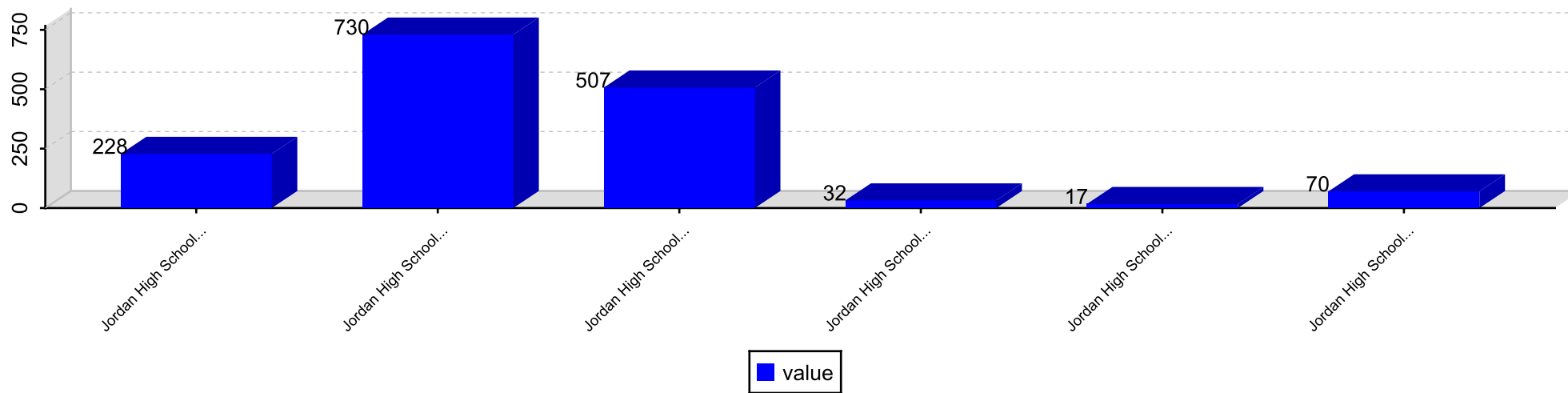
Question 8. Our school communicates effectively about the school's goals and activities.

Overall Responses By Question



Question 9. Our school provides opportunities for stakeholders to be involved in the school.

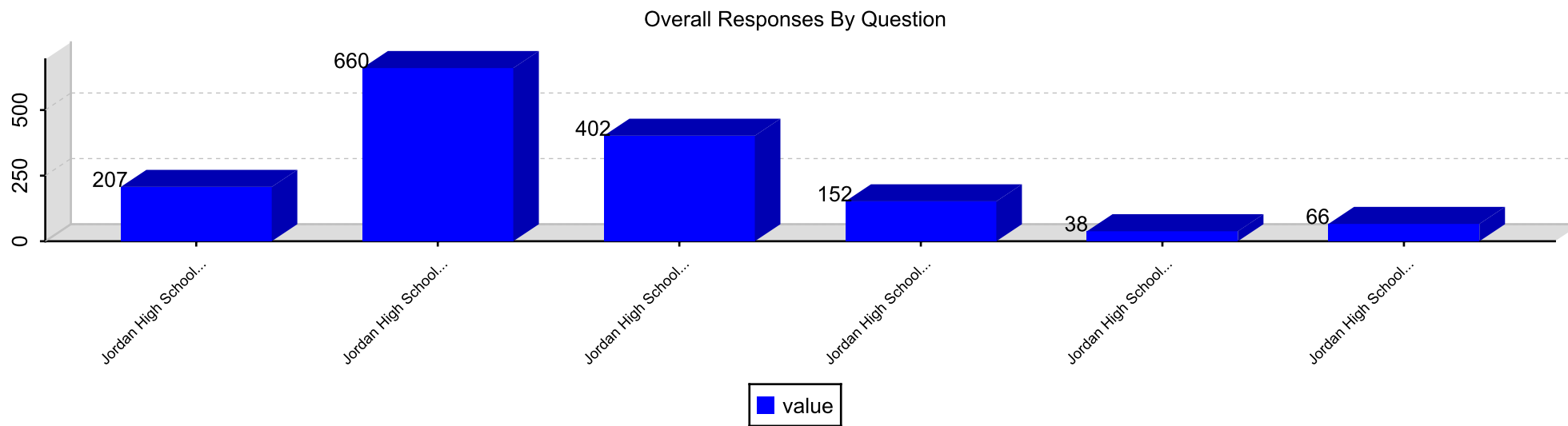
Overall Responses By Question



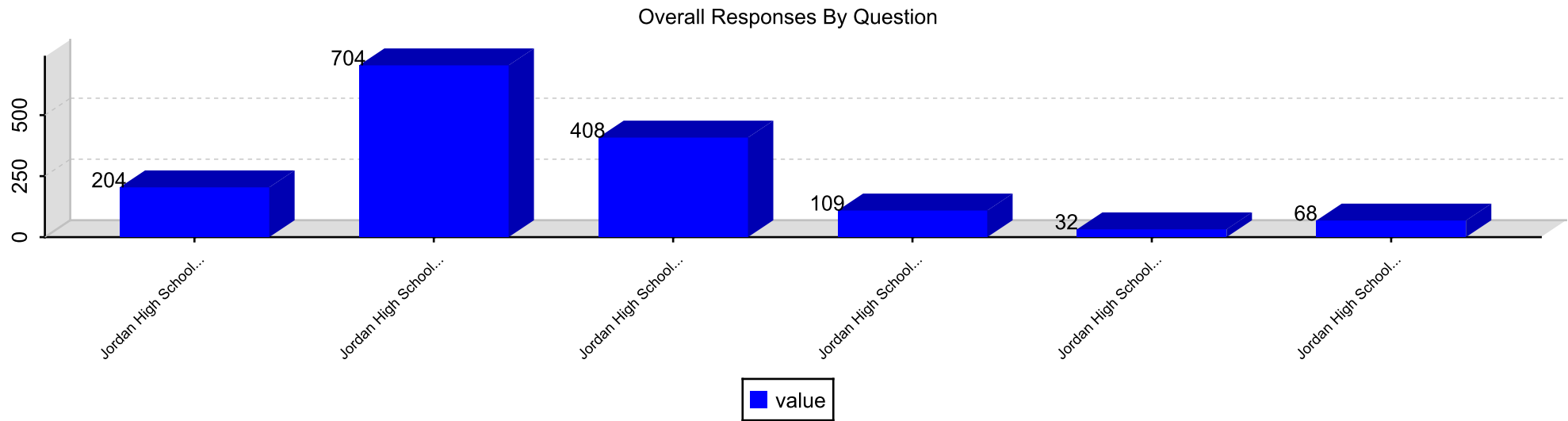
Section: Teaching and Assessing for Learning

Responses By Question

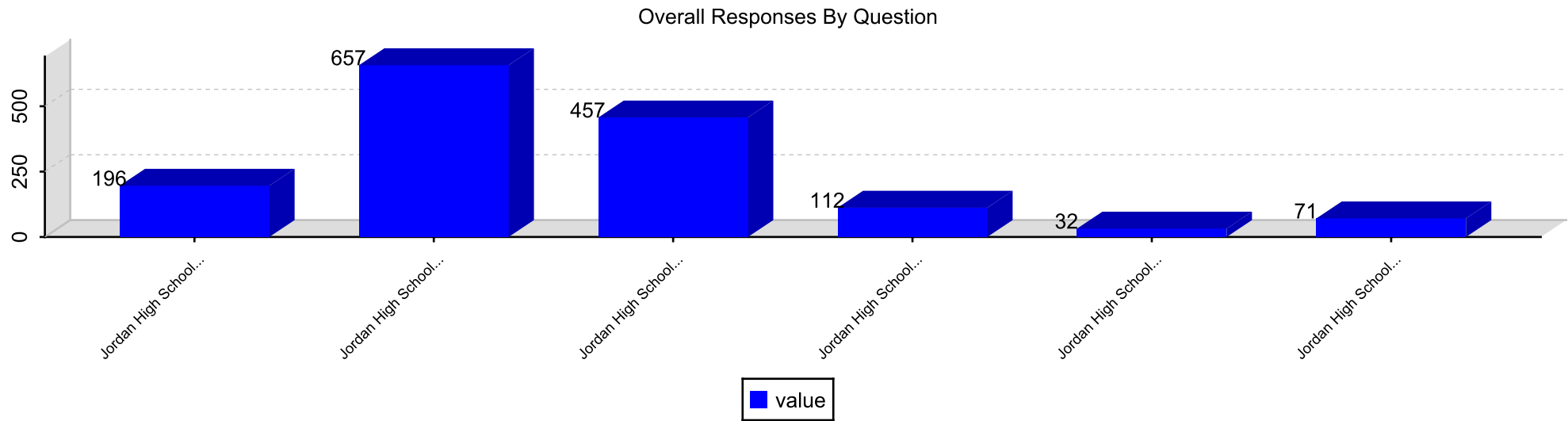
Question 10. All of my child's teachers provide an equitable curriculum that meets his/her learning needs.



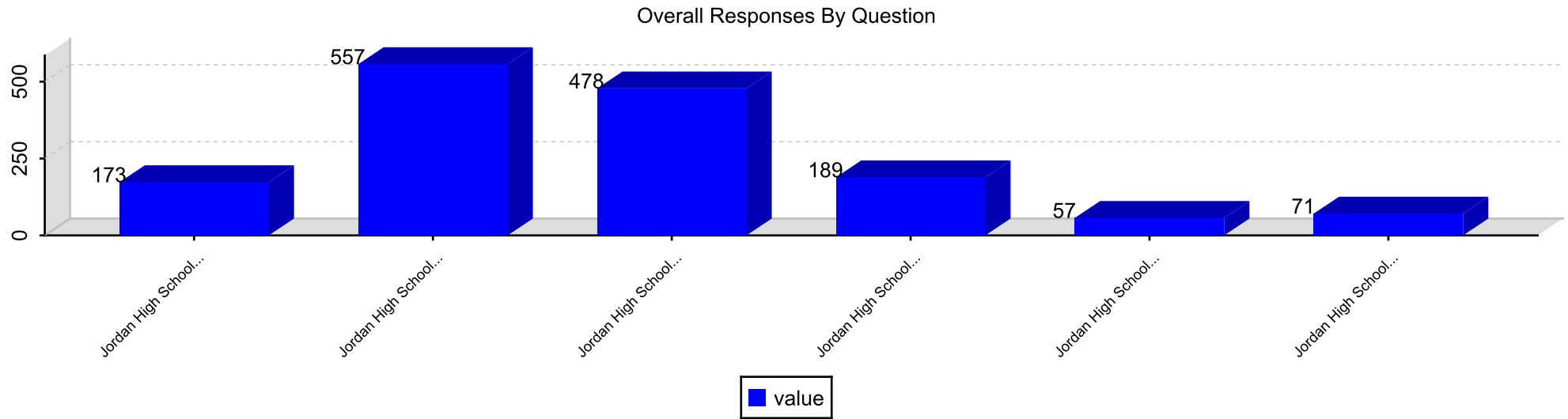
Question 11. All of my child's teachers give work that challenges my child.



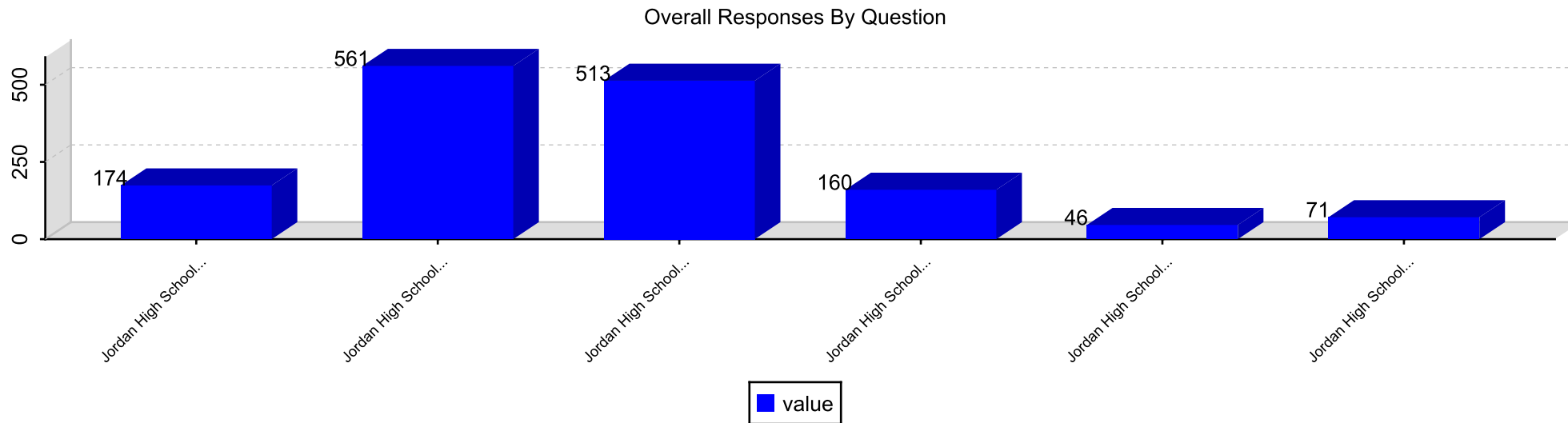
Question 12. All of my child's teachers use a variety of teaching strategies and learning activities.



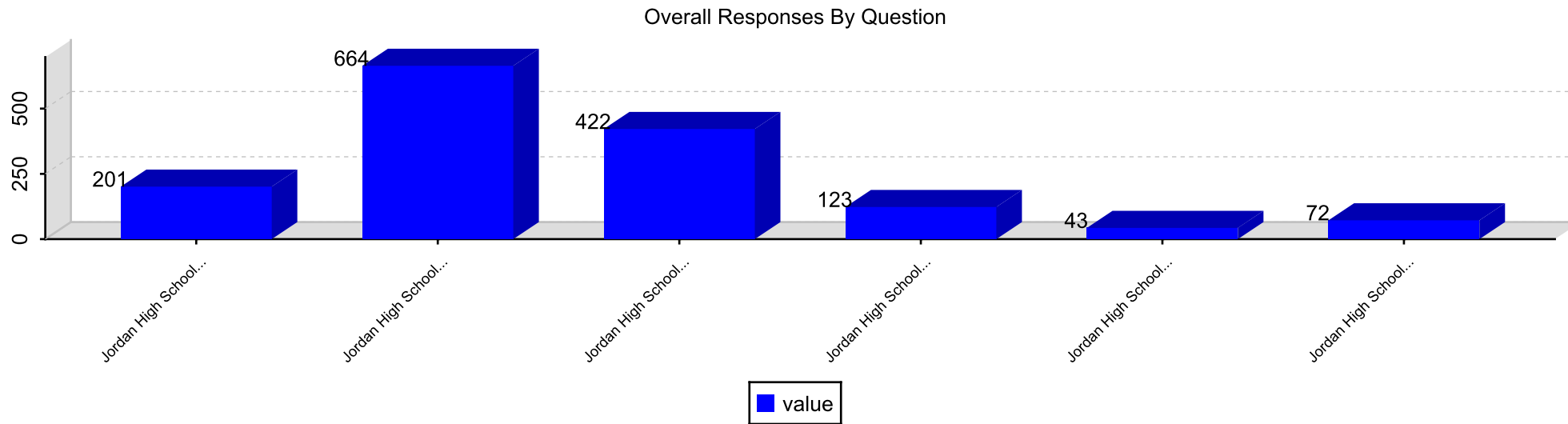
Question 13. All of my child's teachers meet his/her learning needs by individualizing instruction.



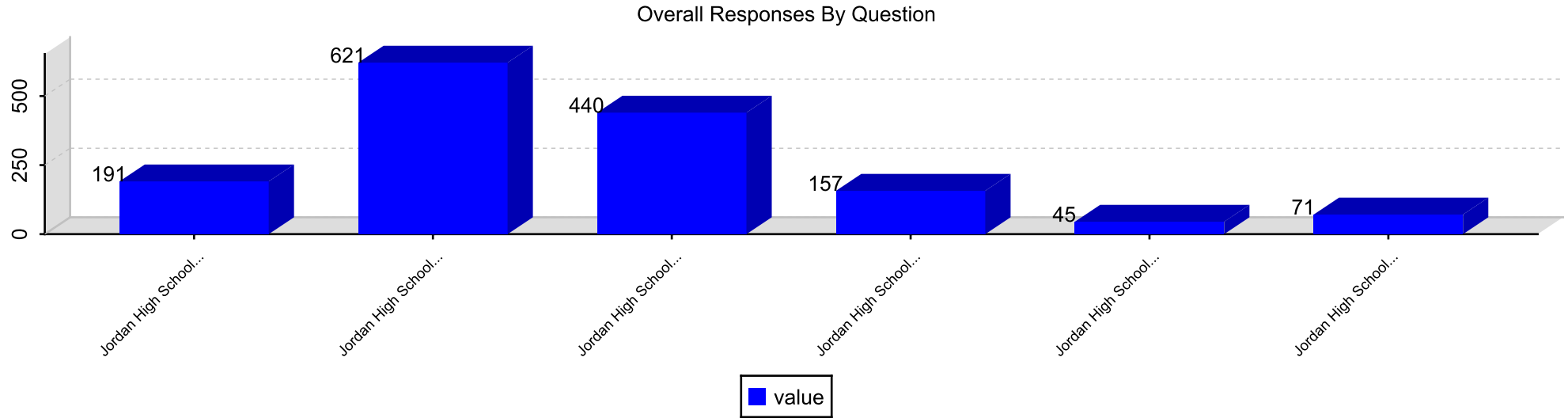
Question 14. All of my child's teachers work as a team to help my child learn.



Question 15. All of my child's teachers help me to understand my child's progress.

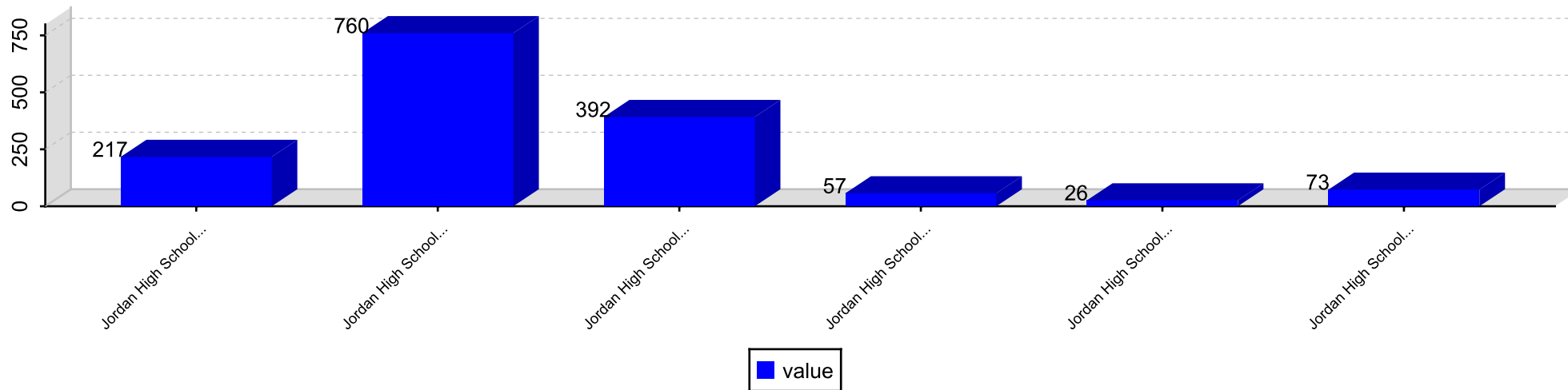


Question 16. All of my child's teachers keep me informed regularly of how my child is being graded.



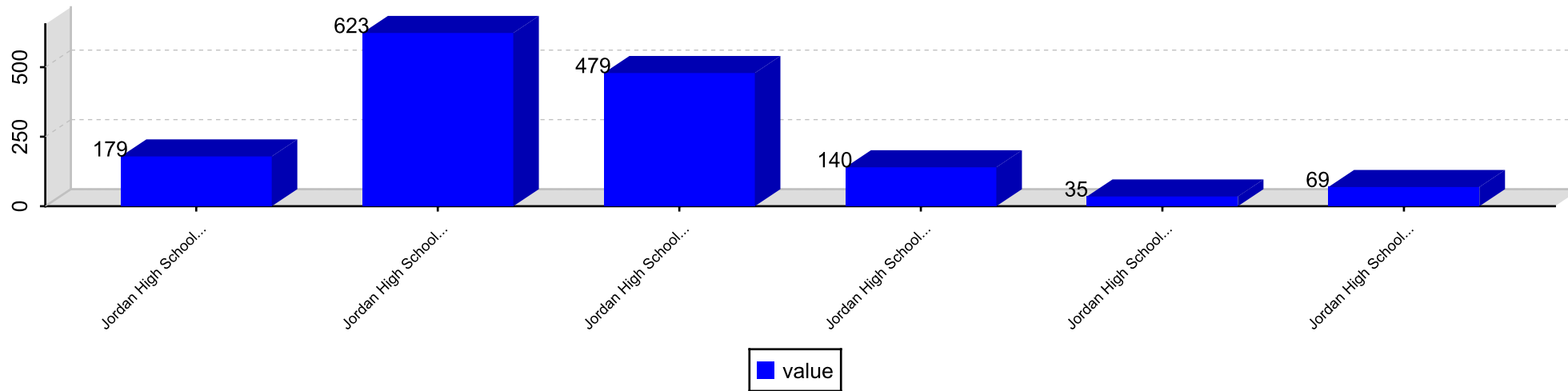
Question 17. All of my child's teachers report on my child's progress in easy to understand language.

Overall Responses By Question

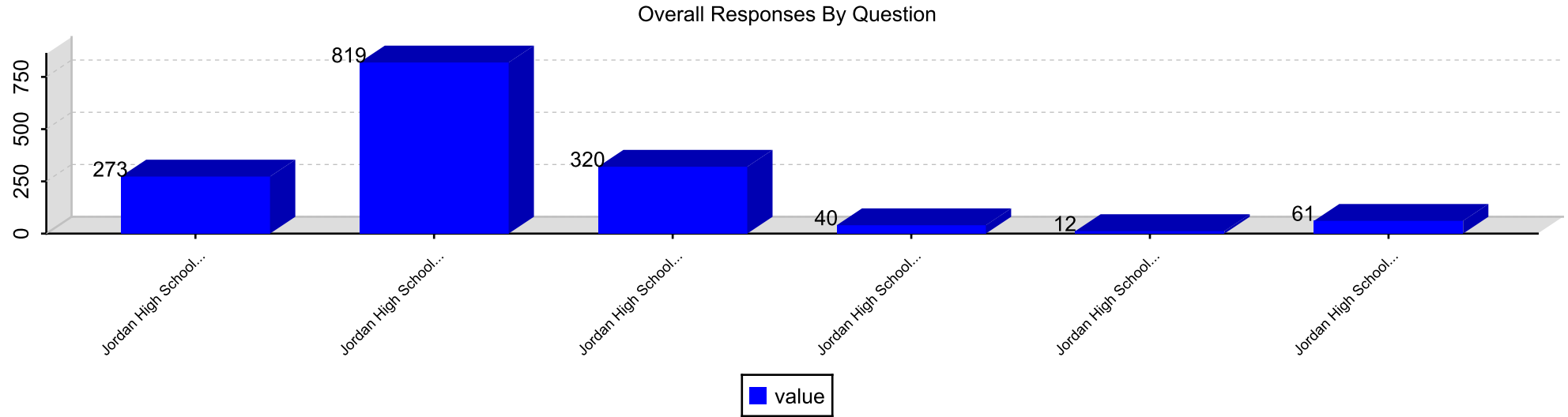


Question 18. My child sees a relationship between what is being taught and his/her everyday life.

Overall Responses By Question

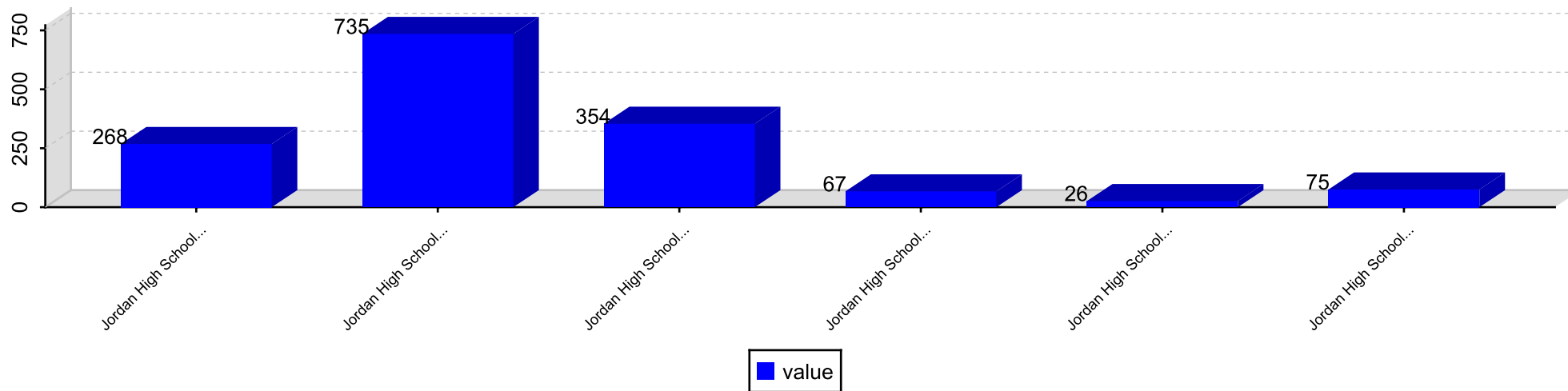


Question 19. My child knows the expectations for learning in all classes.



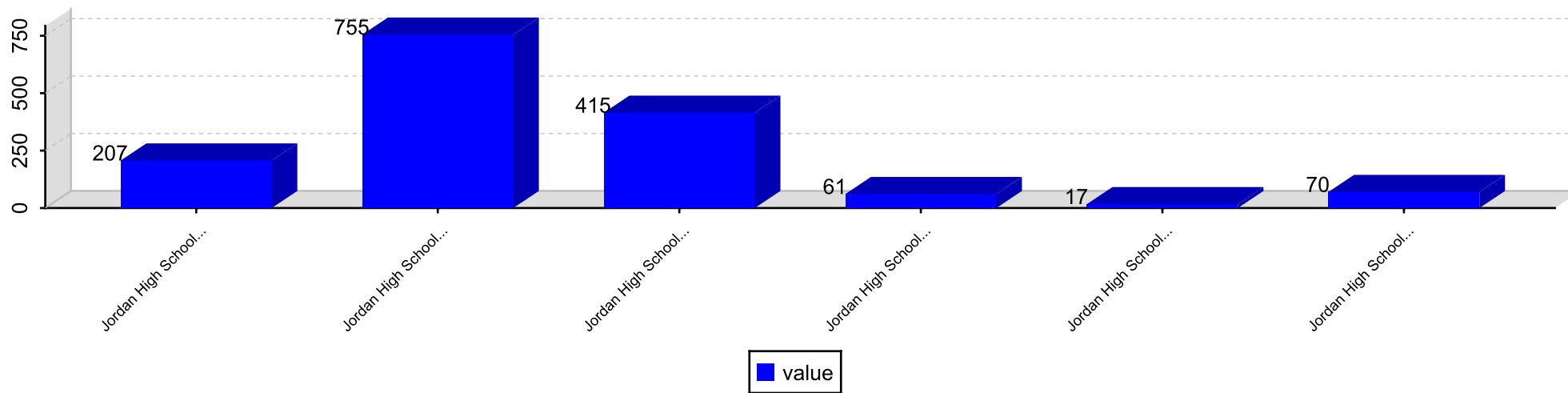
Question 20. My child has at least one adult advocate in the school.

Overall Responses By Question

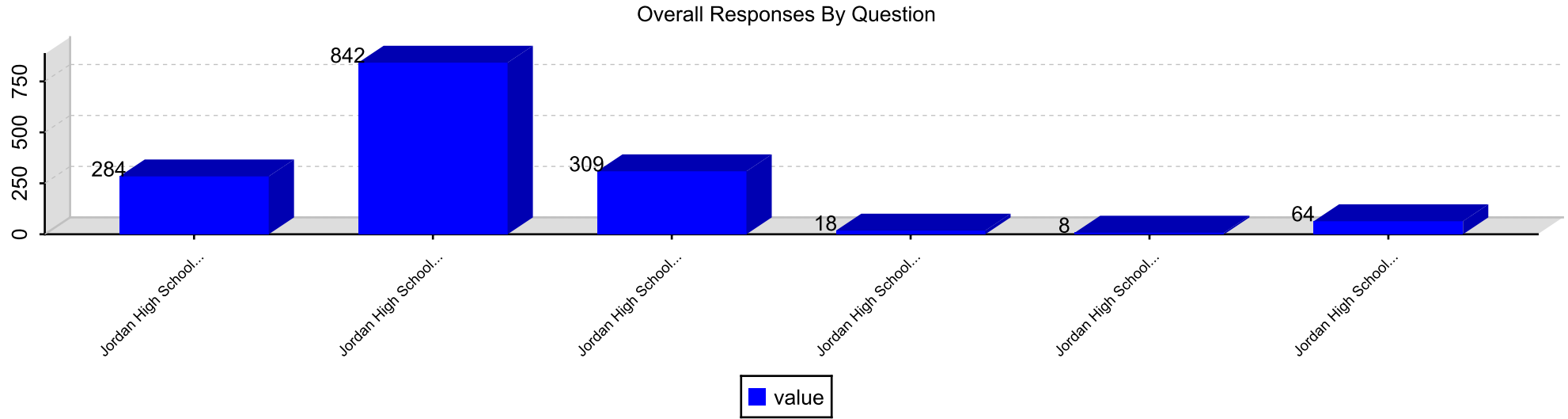


Question 21. My child is given multiple assessments to measure his/her understanding of what was taught.

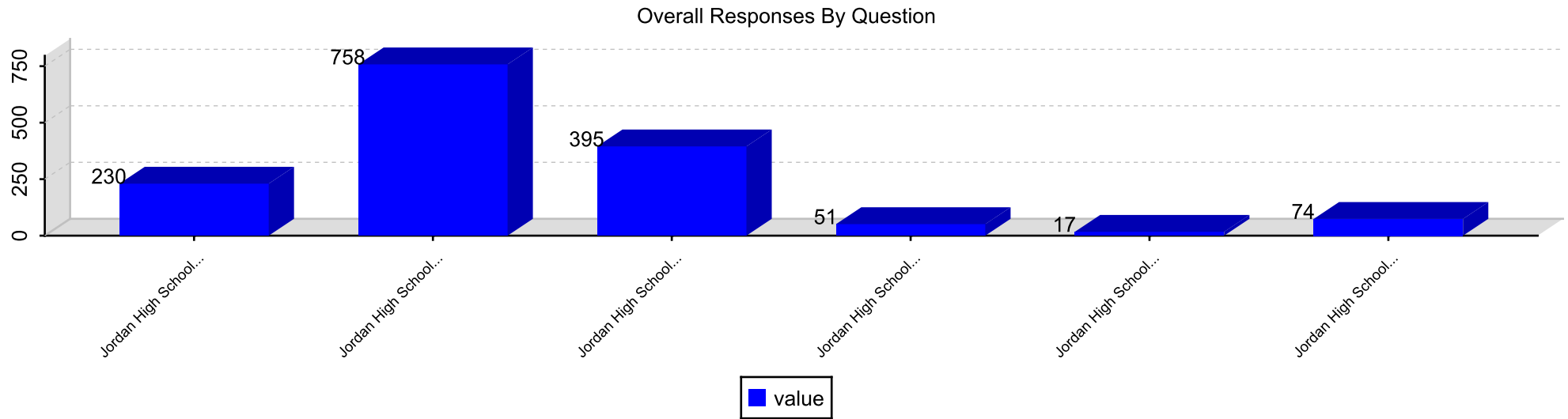
Overall Responses By Question



Question 22. My child has up-to-date computers and other technology to learn.



Question 23. My child has access to support services based on his/her identified needs.

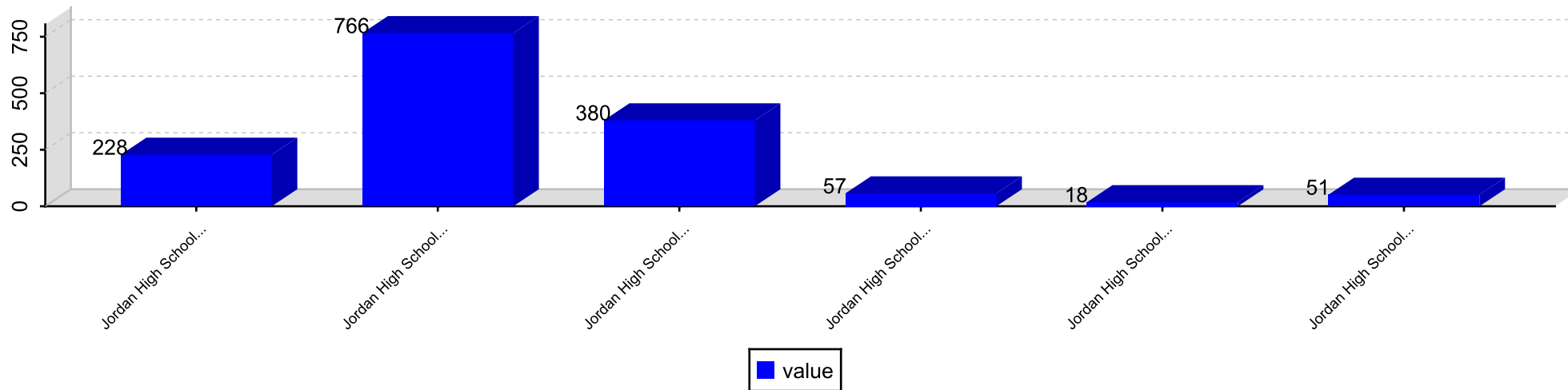


Section: Resources and Support Systems

Responses By Question

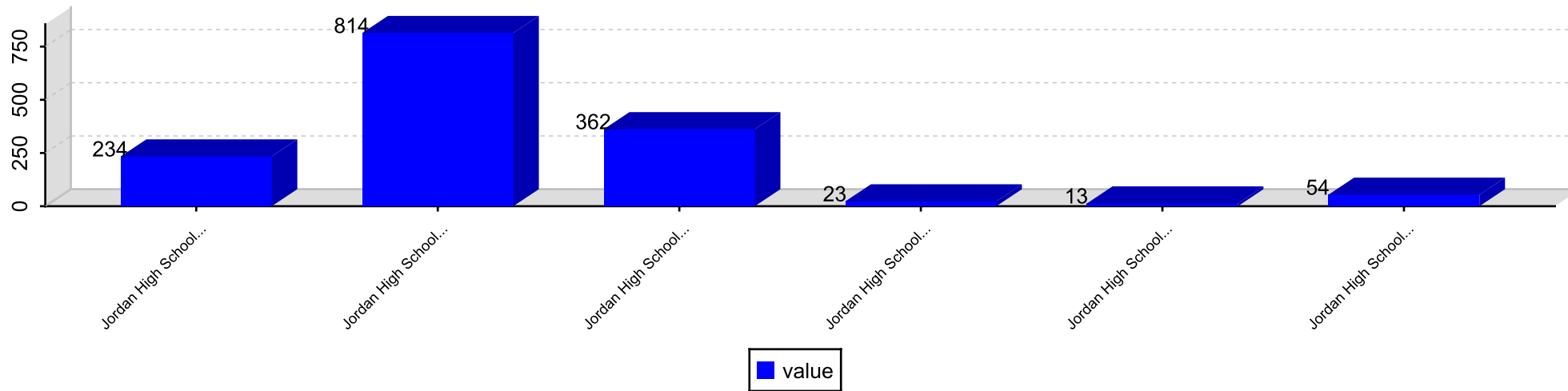
Question 24. Our school provides qualified staff members to support student learning.

Overall Responses By Question

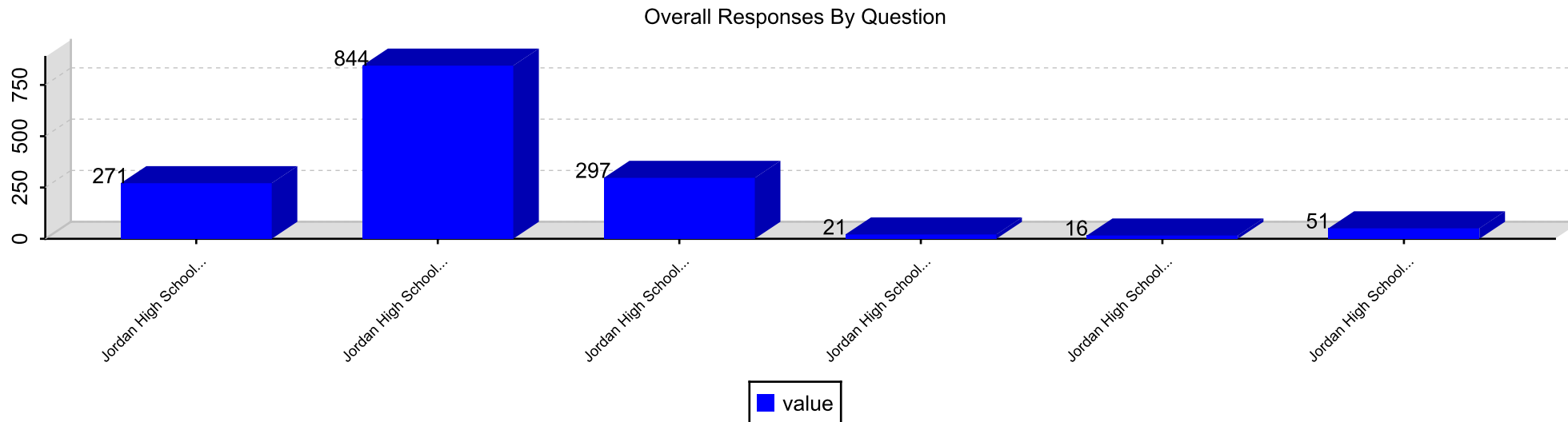


Question 25. Our school provides an adequate supply of learning resources that are current and in good condition.

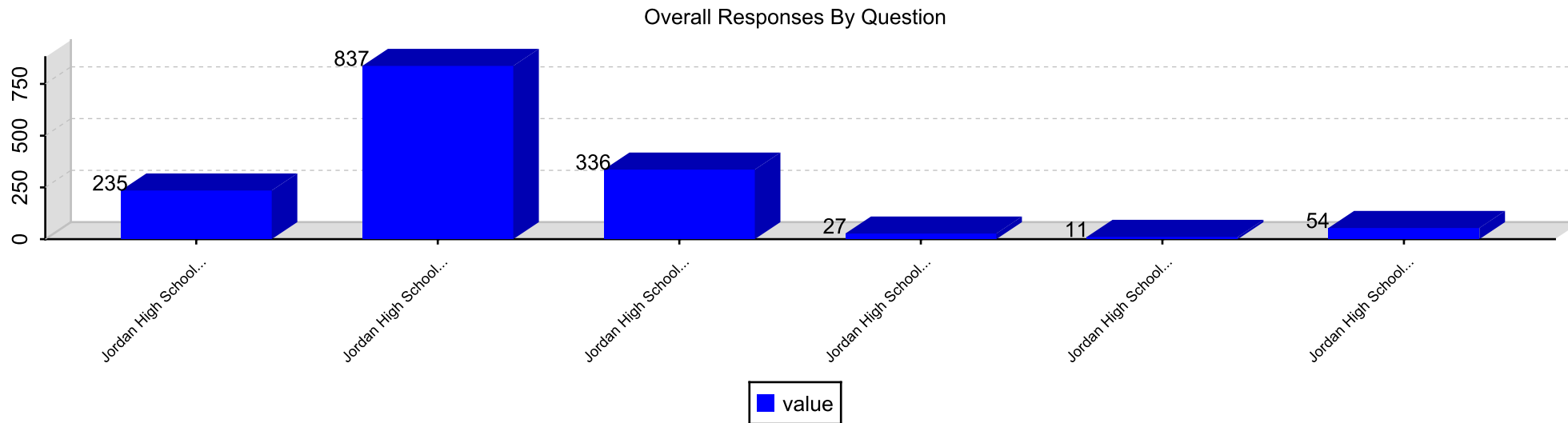
Overall Responses By Question



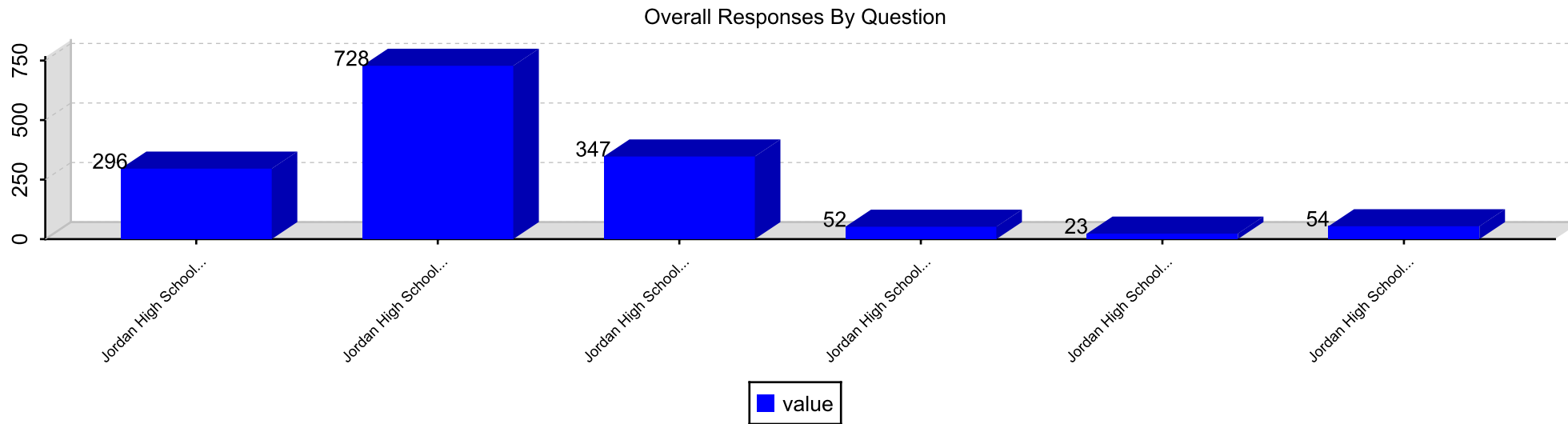
Question 26. Our school provides a safe learning environment.



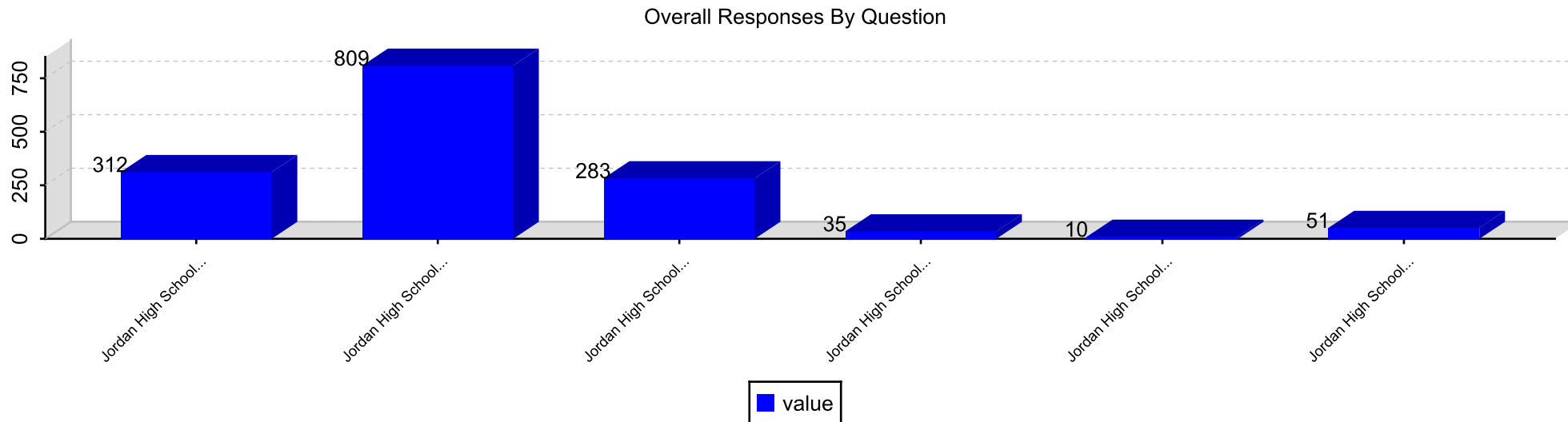
Question 27. Our school provides students with access to a variety of information resources to support their learning.



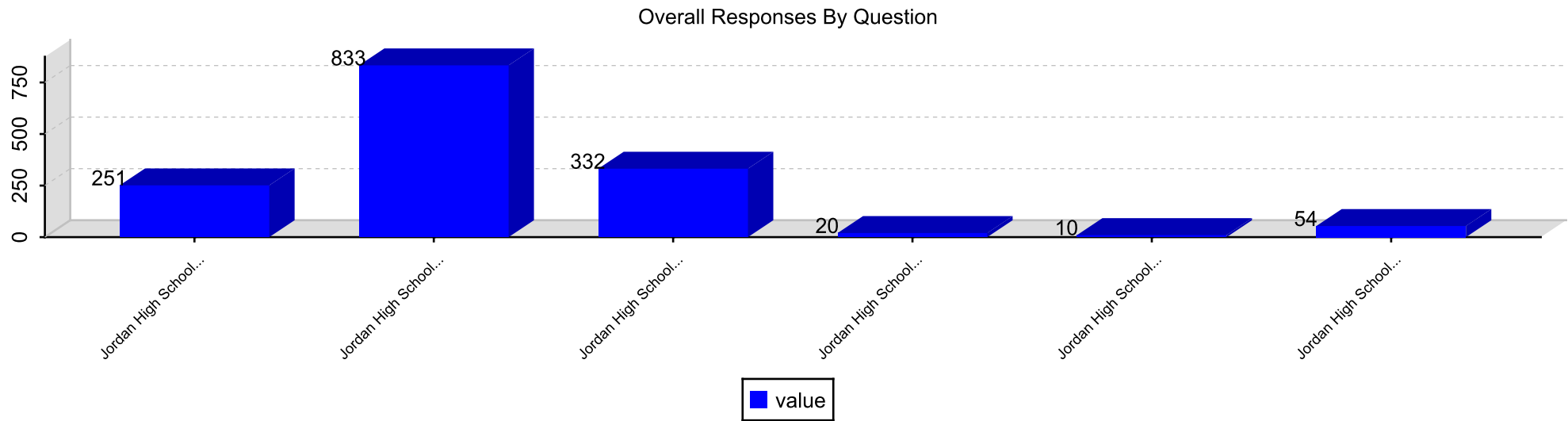
Question 28. Our school provides excellent support services (e.g., counseling, and/or career planning).



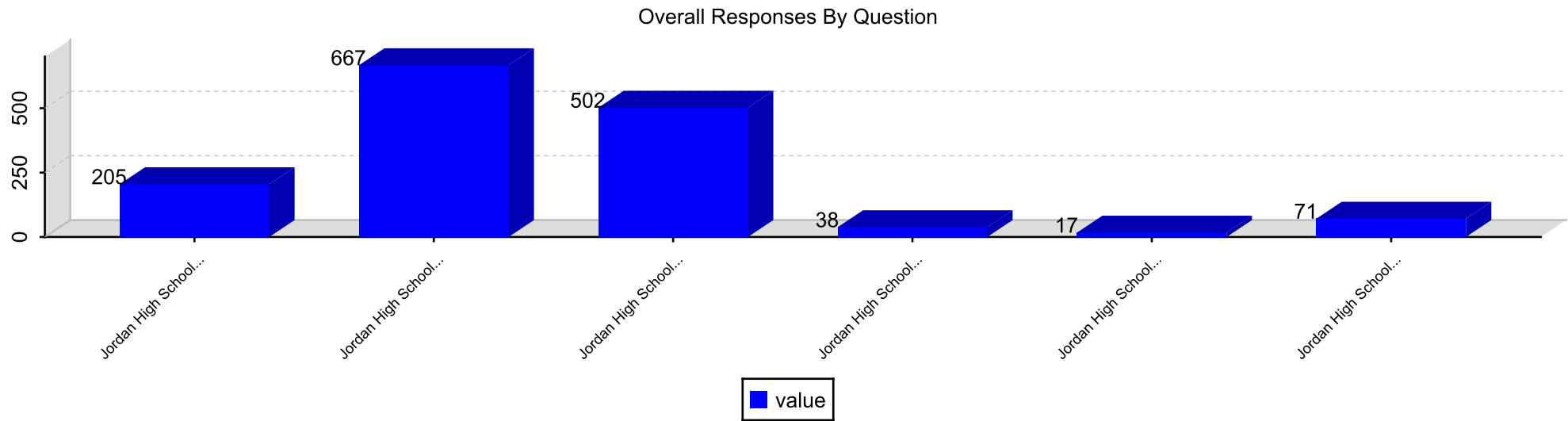
Question 29. Our school provides opportunities for students to participate in activities that interest them.



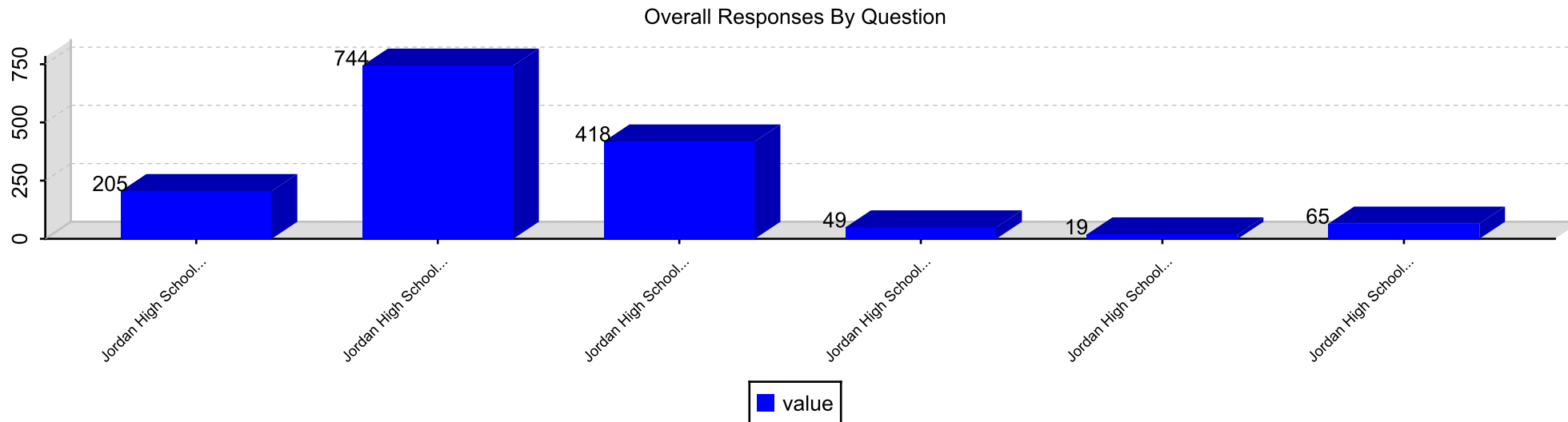
Question 30. Our school ensures that the facilities support student learning.



Question 31. Our school ensures the effective use of financial resources.



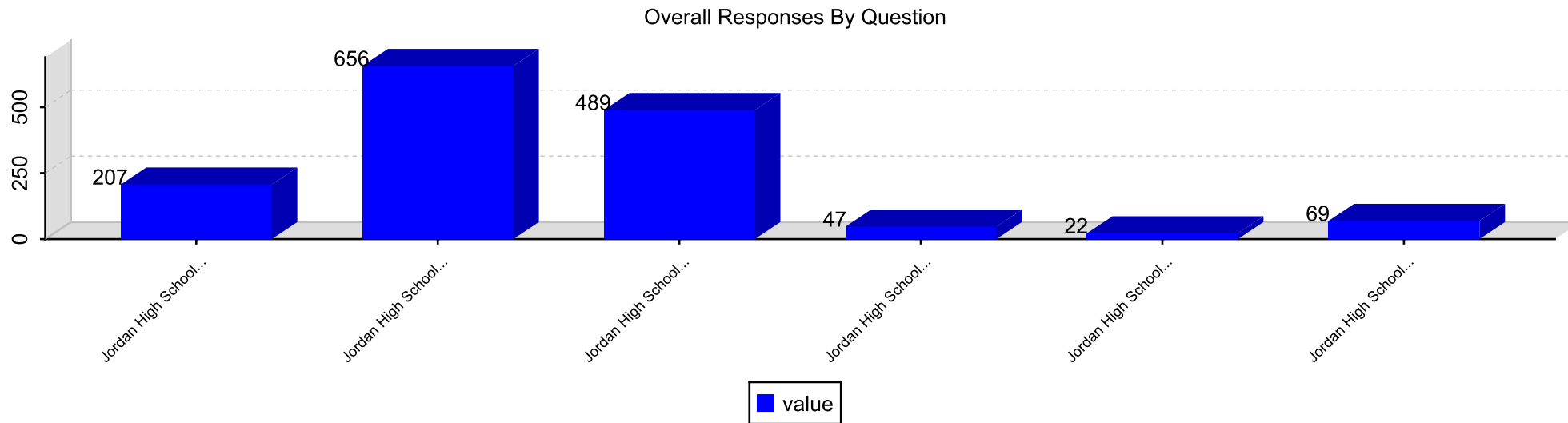
Question 32. Our school ensures that instructional time is protected and interruptions are minimized.



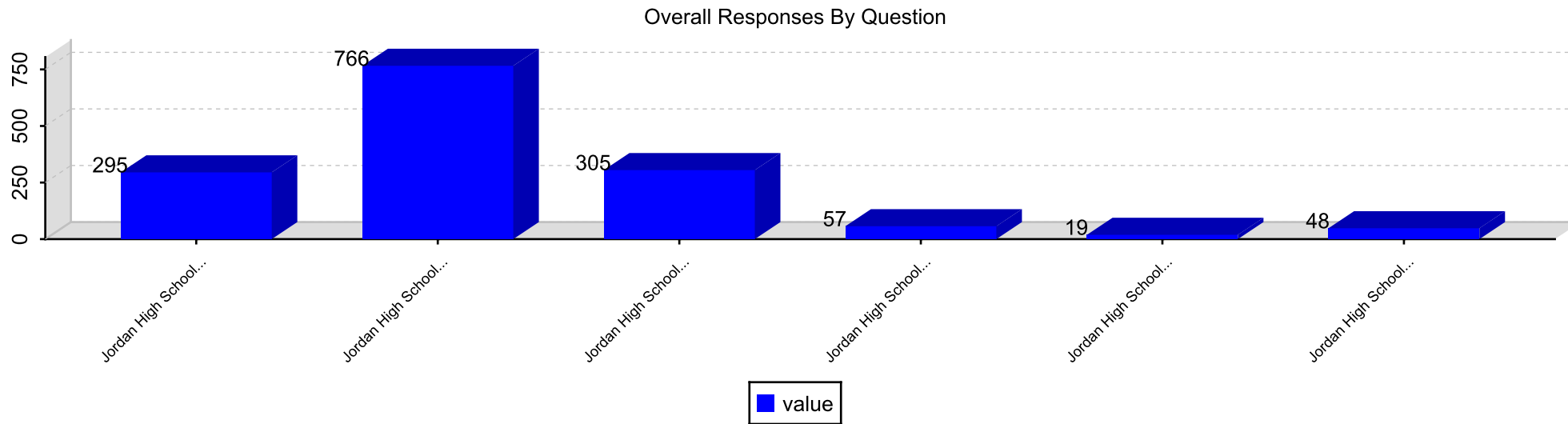
Section: Using Results for Continuous Improvement

Responses By Question

Question 33. Our school ensures that all staff members monitor and report the achievement of school goals.



Question 34. My child is prepared for success in the next school year.



Question 35. My child has administrators and teachers that monitor and inform me of his/her learning progress.

